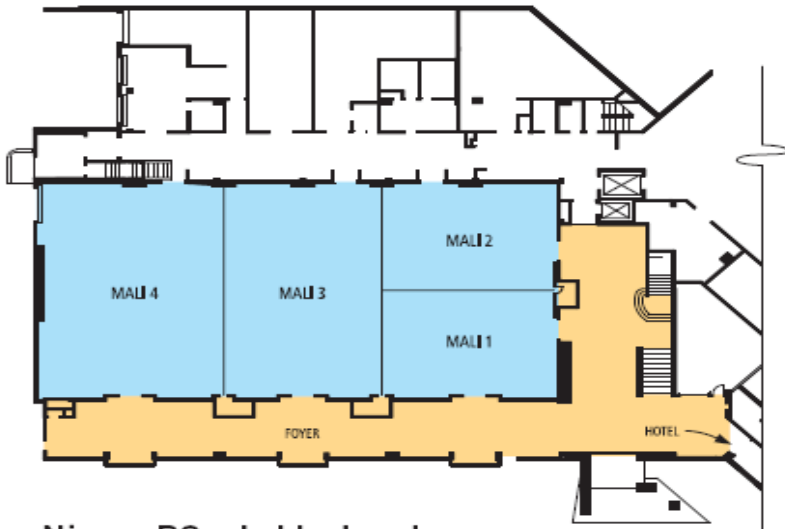
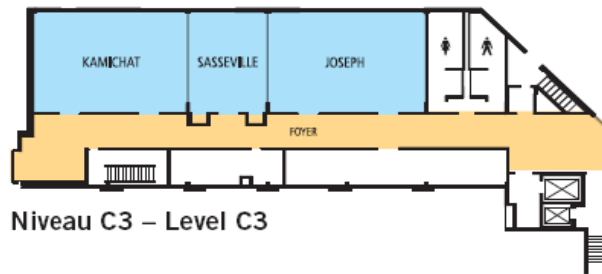


PLAN DE SALLE - FLOORPLAN



Niveau RC – Lobby Level



Niveau C3 – Level C3



Niveau C1 – Level C1

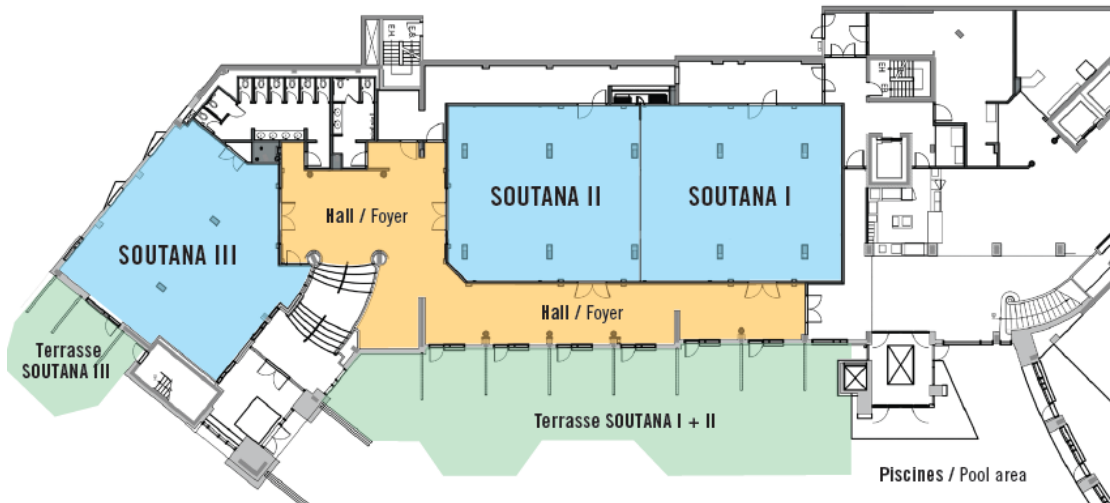


TABLEAU DE CAPACITÉ DES SALLES DE RÉUNION FUNCTION ROOM CAPACITY CHART

SALLE DE RÉUNION FUNCTION ROOM	DIMENSIONS	HAUTEUR (PIEDS) CEILING HEIGHT	SURFACE (PIEDS) SQUARE FOOTAGE	THEATRE	RECEPTION	CONFERENCE	ÉCOLE CLASSROOM	RONDES 10 ROUNDS 10	CROISSANT RONDES 6 CRESENT ROUNDS 6	STYLE U U-SHAPE	CARRE OUVERT HOLLOW SQUARE	KIOSQUE BOOTHS 8'X10'	KIOSQUE BOOTHS 10'X10'
-----------------------------------	------------	---	---	---------	-----------	------------	--------------------	------------------------------	--	--------------------	-------------------------------------	-----------------------------	------------------------------

CENTRE DES CONGRÈS NIVEAU RC C2 CONVENTION CENTRE LOBBY LEVEL C2

MALI 1	45' x 32'	14'	1,440	150	120	36	78	100	60	39	54	8	8
MALI 2	45' x 32'	14'	1,440	150	120	36	78	100	60	39	54	8	8
MALI 3	64' x 40'	14'	2,560	250	200	54	132	200	120	60	72	14	14
MALI 4	64' x 47'	14'	3,008	300	250	54	198	220	132	63	78	14	14
MALI 1-2-3-4	132' x 64'	14'	8,448	950	690	-	465	620	372	-	-	50	40
FOYER MALI	-	16'	3,732	-	550	-	-	-	-	-	-	10	6

CENTRE DES CONGRÈS NIVEAU C1 CONVENTION CENTRE LEVEL C1

OUTARDES	22' x 23'	9'	506	40	50	18	27	40	24	16	24	3	2
CAJOLET	23' x 11'	9'	253	20	-	12	12	20	12	-	-	1	1
LUTIN	23' x 11'	9'	253	20	-	12	9	20	12	-	-	1	1
PAGÉ	22' x 12'	9'	264	20	-	12	9	20	12	-	-	1	1
WABAN	23' x 13'	9'	299	-	-	10	-	-	-	-	-	-	-
WALBANO	24' x 21'	9'	504	45	40	18	24	40	24	24	24	3	24
CHARIVARI	24' x 21'	9'	504	45	40	18	24	40	24	24	24	3	24
SAUTEUX	24' x 21'	9'	504	45	40	18	24	40	24	24	24	3	24
CORRIVEAU	24' x 21'	9'	504	45	40	18	24	40	24	24	24	3	24
CHARIVARI/SAUTEUX/CORRIVEAU	72' x 21'	9'	1,512	135	120	54	72	120	72	60	60	10	60
KIROUAC	22' x 22'	9'	484	40	40	18	21	30	24	24	24	2	24
CATHERINE	23' x 12'	9'	276	-	-	12	-	-	-	-	-	-	-
MAILHOT	20' x 13'	9'	260	20	-	12	9	20	12	-	-	1	1
FOYER C1	-	9'	2,970	-	-	-	-	-	-	-	-	5	2
TERRACE CENTRE DES CONGRES CONVENTION CENTRE	-	-	-	-	180	-	-	120	-	-	-	-	-

CENTRE DES CONGRÈS NIVEAU C3 CONVENTION CENTRE LEVEL C3

KAMICHAT	41' x 30'	9'	1,230	125	110	36	60	100	60	39	54	8	8
SASSEVILLE	21' x 30'	9'	630	60	50	22	24	50	30	24	30	4	4
JOSEPH	41' x 30'	9'	1,230	125	110	36	60	100	60	39	54	8	8
KAMICHAT/SASSEVILLE/JOSEPH	103' x 30'	9'	3,090	350	260	-	148	270	162	-	-	20	20
FOYER C3	-	9'	1,400	-	-	-	-	-	-	-	-	3	2

CENTRE DES CONGRÈS NIVEAU TERRASSE MAIN HOTEL TERRACE LEVEL

SOUTANA I	40' 5" x 36' 6"	9'	1,570	108	150	32	51	120	72	32	36	4	4
SOUTANA II	40' 5" x 36' 6"	9'	1,570	96	150	32	51	140	72	32	36	4	4
SOUTANA III	42' 3" x 40' 6"	9'	1,585	80	125	34	45	110	48	20	24	7	6
SOUTANA I-II	82' 10" x 36' 6"	9'	3,050	220	300	64	102	250	72	60	36	8	8
FOYER SOUTANA	-	9'	1,952	-	150	-	-	-	-	-	-	6	2
TERRACE SOUTANA I-II	-	-	-	-	150	-	-	80	-	-	-	-	-
TERRACE SOUTANA III	-	-	-	-	75	-	-	50	-	-	-	-	-